

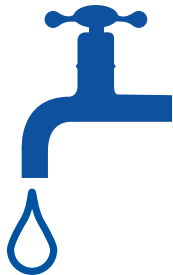


# Help Prevent Infection



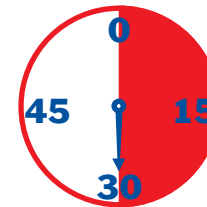
## PLEASE WASH YOUR HANDS!!!

### USING A HANDWASH WITH WATER



Helps remove bacteria and is suitable for visibly dirty hands.

### USING AN ALCOHOL HAND RUB

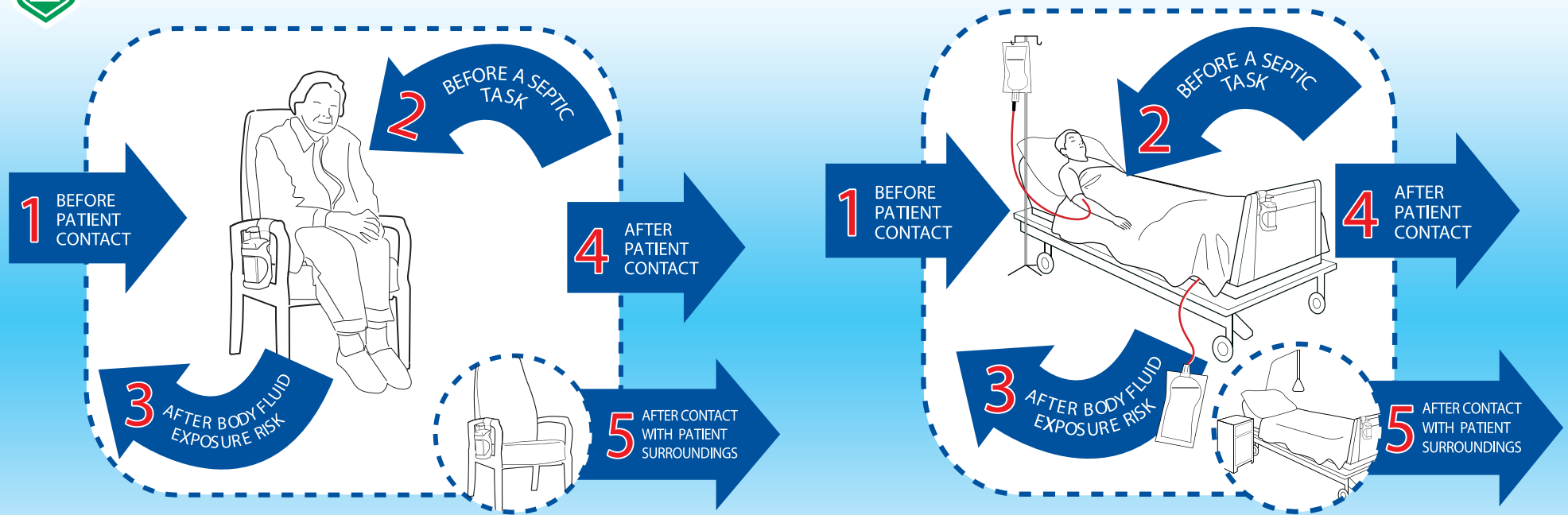


Handsan kills 99.999% of bacteria and viruses in 30 seconds.





# Hand Hygiene Critical Control Points



1	<b>BEFORE PATIENT CONTACT</b>	<b>WHEN?</b> Clean and disinfect your hands before touching a patient. <b>WHY?</b> To protect the patient against harmful bacteria carried on your hands.
2	<b>BEFORE A SEPTIC TASK</b>	<b>WHEN?</b> Clean and disinfect your hands immediately before any septic task (and before wearing gloves). <b>WHY?</b> To protect the patient against harmful bacteria from entering the body.
3	<b>AFTER BODY FLUID EXPOSURE RISK</b>	<b>WHEN?</b> Clean and disinfect your hands immediately after an exposure risk to body fluids (& always after glove removal). <b>WHY?</b> To protect yourself and prevent contamination of the healthcare environment.
4	<b>AFTER PATIENT CONTACT</b>	<b>WHEN?</b> Clean and disinfect your hands after touching a patient and the immediate surroundings. <b>WHY?</b> To protect yourself and prevent contamination of the healthcare environment.
5	<b>AFTER CONTACT WITH PATIENT SURROUNDINGS</b>	<b>WHEN?</b> Clean and disinfect your hands after touching any object or furniture in the patient's immediate surroundings. <b>WHY?</b> To protect yourself and prevent contamination of the healthcare environment.